

VR-JTF15xx DC/DC Converter Voltage Regulator module

In many cases where a single, high voltage is available like in high power Class-D designs, there are also low voltages required. Normally, people use a small separate power supply for that.

With this series of Voltage Regulator modules we use a professional DC/DC converter range, capable of transferring relative high voltages into regulated lower voltage(s) for low power electronics like preamplifiers, DAC's and digital circuits. So with these modules you only need a single supply now.

The range of 15W DC/DC converters as we use have a very wide input voltage range and are available as single 3,3V, 5V, 12V and 15V, symmetrical with $\pm 5V$, $\pm 12V$ or $\pm 15V$.

The professional converter module is metal encapsulated and very small considering what its capable of. These switch mode modules are, unlike many others, doing all required in one on a high quality scale.

While developing our PS-UNxx Power Supply modules we wanted that these would have an option making it possible to get an extra, low voltage regulated output(s) as well. This can only be done by the use of switching DC/DC converter modules. They are available with one up to three regulated secondary voltages.

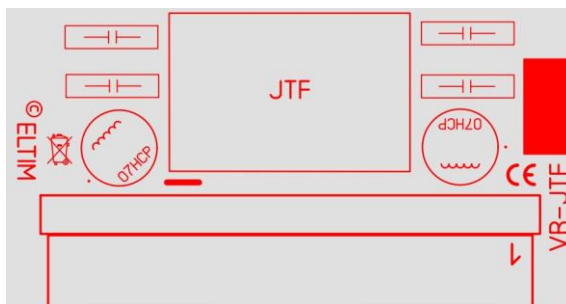
About regardless the input voltage and supply type, you now can have high quality symmetrical supply voltages for analogue electronics and/or voltages for digital circuits as well without extra electronics other than this VR-JTF015 module connected to a supply. We made them pin-compatible with our linear regulators. All our NEW switched mode Voltage Regulator modules fit on about all our ELTIM Power Supplies while using the versions with a 2x 26 pole header. While using the screw terminal version you can use them anywhere.

- Highlights of this VR-JTF15 Converter/Voltage Regulator module:
 - Tiny 0,8"x 1,25" [JTF15 DC/DC converter module](#) with 15W capacity.
 - Professional quality with expected MTBF of 1000000 hours.
 - Extremely high efficiency of 85-90%, switching at 330kHz with very low RF-residue.
 - Very wide input voltage ranges of 9-36Vdc or 18-75Vdc.
 - Supplying input voltage can be single line or symmetrical ($-V + +V = V_{in}$).
 - Input and output circuits galvanic separated, can be overruled by a jumper wire / main PCB track.
 - Output single voltage variants: 3,3V; 5V; 12V; 15V.
 - Outputs symmetrical output variants: $\pm 5V$; $\pm 12V$; $\pm 15V$.
 - Extra RF-suppression on the output voltages by LC-filtering.
 - Secondary overvoltage, over temperature (@105°C) and overload protection @150%.
 - All outputs are regulated independently within 0,5% accuracy and high dynamics.
 - Versions with a straight or angled header connector (3A pins). Fit on all our [PS-Unxx\(S\) Supplies](#).

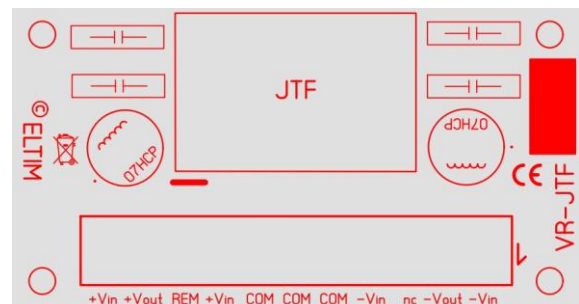
For every output connection 6 pins are used, so $6 \times 3A = 18A$ (over)rated.

Pinning is compatible with our linear regulated VR-modules.

- Versions with a 10A screw terminal and 4x M3 holes for separate module mounting.
- PCB tracks and header/screw terminal calculated to handle 10A+ per output voltage.
- Professional FR4 board with dimensions of 75x40x12mm.



Models with 2x 26 pins matching other [ELTIM VR-modules](#)



Models with 11-pole screw terminal and 4x M3 holes

Boards are scaled 1 : 1

Converter / regulator module

We decided to the metal canned XP-Power JTF DC/DC converter modules. These provide a very long lifespan, and are able to convert high supply voltages to lower ones without significant losses.

The ones we use are of a complete different league than often used and are allowed to use in f.e. industrial equipment, locomotives, etc.

The life span (MTBF, Mean Time Between Failures) is **1000000 hours** (100 years, 24/7). The efficiency is almost **85-90%**, depending the model. The unregularly high switching frequency of **270kHz** leaves hardly any residue, but what's left is filtered out by LC-filters on both outputs.



The switching modules we use are capable of transferring quite high DC-voltages (as f.e. used in class-D power amplifiers already) into a range of low voltages (see table below) used in preamplifiers, DAC's, DSP's, etc. So with these, you can combine the instant and solid power from a linear (single or symmetrical) power supply AND have clean voltage(s) for the driving electronics in one supply. Just as we believe is a missing link so far. We have a range of [linear Power supplies](#) where these switching modules fit exactly.

Availability and pinning of output voltages

This 15W module is available in two input voltage ranges: 9-36Vdc / 18-75Vdc. Circuits are galvanic separated. We also have 8W, 10W and 12W models like this [ELTIM VR-JFT15](#) with exactly the same shape, size, pinning.

Header	26 ab	25 ab	24 ab	23 ab	22 ab	21-22 ab	19 ab				18-9 ab						8 ab	7 ab	6 ab	5 ab	4 ab	3 ab	2 ab	1 ab
Screw con.	11	10 (V1)				-	9	8	7	6	5	4	3 (V3)			2 (V2)				1				
Input voltage range of 9 – 36Vdc, 24Vdc nominal:																								
JTF1524S3V3	+Vin	3,3V (4000mA)				n.c.	Remote	+Vin	COM			-Vin		n.c							-Vin			
JTF1524S05	+Vin	5V (3000mA)				n.c.		+Vin	COM			-Vin		n.c							-Vin			
JTF1524S12	+Vin	12V (1250mA)				n.c.		+Vin	COM			-Vin		n.c							-Vin			
JTF1524S15	+Vin	15V (1000mA)				n.c.		+Vin	COM			-Vin		n.c							-Vin			
JTF1524D05	+Vin	+5V (1500mA)				n.c.		+Vin	COM			-Vin		n.c			-5V (1500mA)				-Vin			
JTF1524D12	+Vin	+12V (625mA)				n.c.		+Vin	COM			-Vin		n.c			-12V (625mA)				-Vin			
JTF1524D15	+Vin	+15V (500mA)				n.c.		+Vin	COM			-Vin		n.c			-15V (500mA)				-Vin			
Input voltage range of 18 – 75Vdc, 48Vdc nominal:																								
JTF1548S3V3	+Vin	3,3V (4000mA)				n.c.	Remote	+Vin	COM			-Vin		n.c							-Vin			
JTF1548S05	+Vin	5V (3000mA)				n.c.		+Vin	COM			-Vin		n.c							-Vin			
JTF1548S12	+Vin	12V (1250mA)				n.c.		+Vin	COM			-Vin		n.c							-Vin			
JTF1548S15	+Vin	15V (1000mA)				n.c.		+Vin	COM			-Vin		n.c							-Vin			
JTF1548D05	+Vin	+5V (1500mA)				n.c.		+Vin	COM			-Vin		n.c			-5V (1500mA)				-Vin			
JTF1548D12	+Vin	+12V (625mA)				n.c.		+Vin	COM			-Vin		n.c			-12V (625mA)				-Vin			
JTF1548D15	+Vin	+15V (500mA)				n.c.		+Vin	COM			-Vin		n.c			-15V (500mA)				-Vin			

Remote controlled function

Pin 9 (REMOTE) can be left open for normal operation. The unit comes in after 30mS typical. For remote control, delayed power on, resp. fast power off connect 9(REM) to 1(-Vin).

Galvanic separation

Without further precautions/actions, the input and output(s) are galvanic separated, see fig. 1 at next page and the [switching module's datasheet](#). In order to drop the galvanic separation, meaning connecting the grounds of both devices, a link has to be made between the both grounds. We made internal connections on our modules for simple linking:
For symmetrical host supplies: Just connect **GND** of the host to **COM** of our module (Fig 2) as seems logical.
For single, positive voltage host supplies: link **-Vin** (=Host GND) with **COM** of our module (fig 3).
For single, negative voltage host supplies: link **+Vin** (=Host GND) with **COM** of our module (fig 4).
While using a header version of our module, link 1ab (for pos. supplies) or 26ab (neg. supplies) to 8-18ab on the mother PCB as we have done on our power supply modules already.
While using a symmetrical host supply, just connect header COM pins 9-18ab to GND of the host PCB.

These designs are copyrighted by
ELTIM audio BV, Louis Timmers 2019 ©
PE1LTM

www.eltim.eu

Examples of connecting ELTIM switched mode regulator modules:

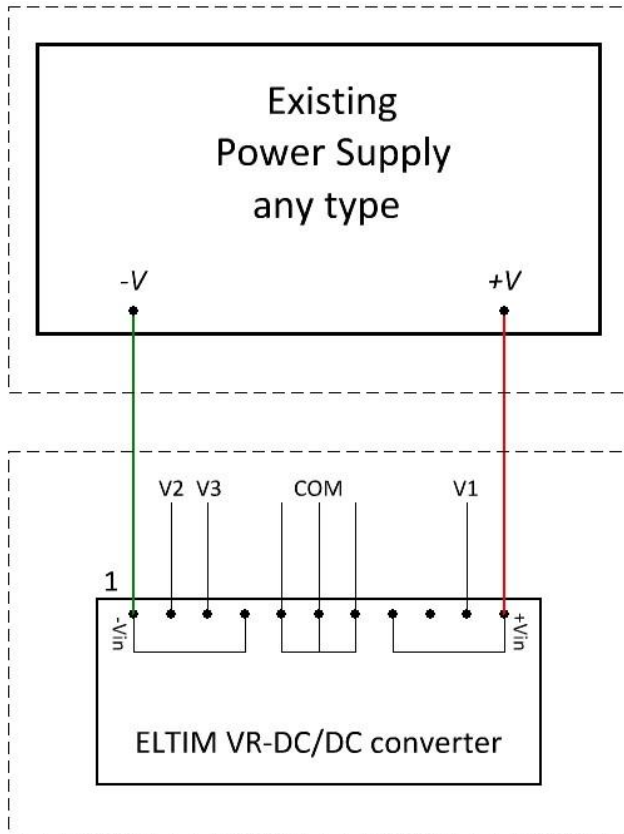


Fig 1: Galvanic separated host / guest supplies

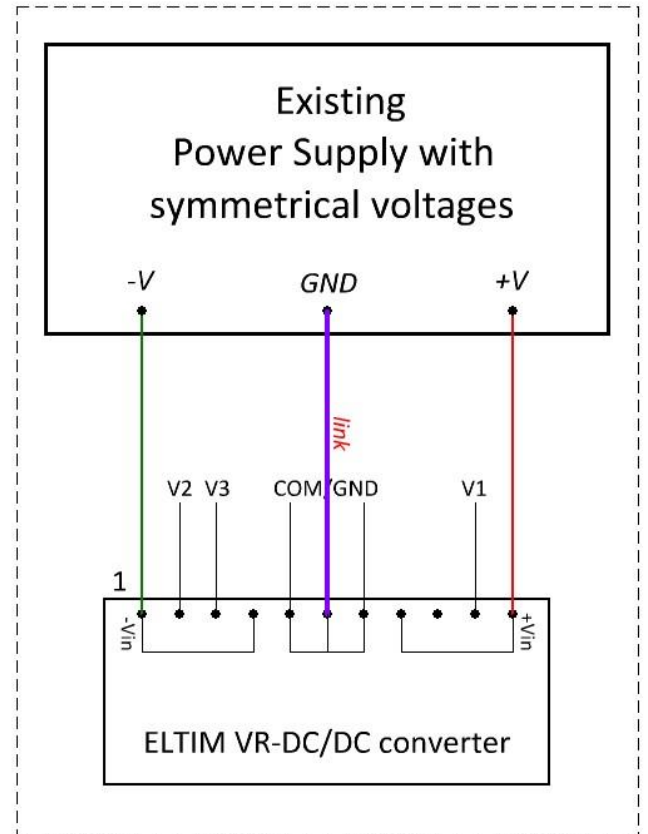


Fig 2: Symmetrical host supply, with common ground

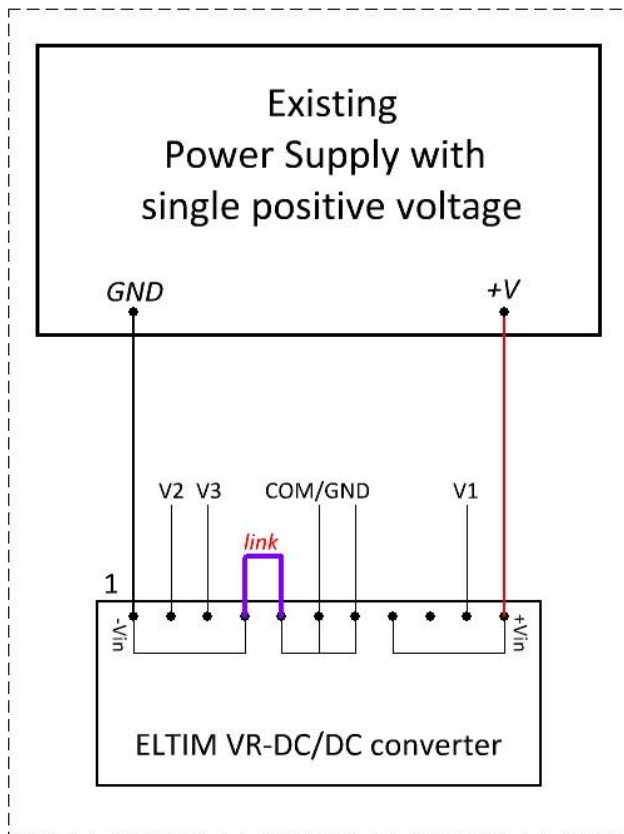


Fig 3: Single positive supply host, with common ground

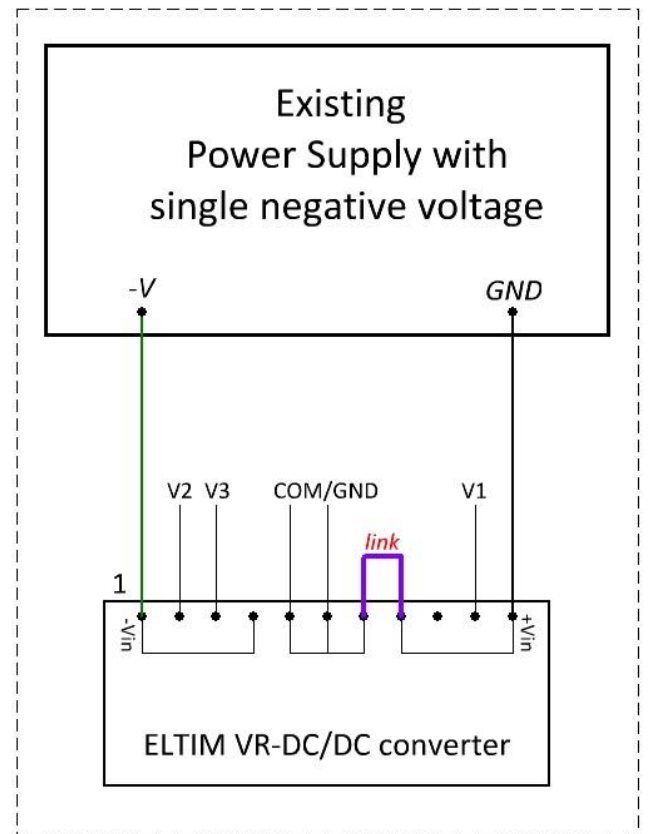


Fig 4: Single negative supply host, with common ground